

Product information

19" 1U UniRack2 24xSC-Duplex G.652.D, PC, ceramic,
C/2

R819331
1 pcs



- 19" 1U slide-in unit, splice tray plate with 2 splice trays radius 40 mm, fastening material, labeling strips and installation manual
- Front panel equipped with adapters and pigtails

090.7314 / similar product

Technical Data

DESCRIPTION [UNIT]	VALUE/VALUE RANGE
Standard / norm	IEC 60297-3: 19-inch (482.6 mm) rack Adapter and connector in acc. with IEC 61754-4 Pigtails in acc. with color code DIN VDE 0888
Protection class IP	IP 20
Protection class IP (A)	IP 20
Number of connectors (A)	24
Assembly	fully populated
Fastening	19 "
Rack mounting version	patch panel
Capacity (ports)	24
Amount of height units	1 U
Version	splice
Connector type (A)	SC-Duplex
Polishing plug (A)	PC
Attenuation grade IL (A)	C
Return loss grade RL (A)	2
Connector color (A)	blue
Sleeve material	ceramic
Adapter fastening method	end cap snap-in
Fiber type	singlemode (SM)
Fiber class	G.652.D (OS1, OS2)
Conductor type	semi-tight buffer, dry
Fiber diameter	E9 / 125 µm

Mechanical Data

DESCRIPTION [UNIT]	VALUE/VALUE RANGE
Dimensions	43.6 mm x 482.6 mm x 225.0 mm / 1.717 in x 19 in x 8.858 in (W x H x D)
Color Code NCS	S 2502-B
Material	steel: DC01 (1.0330), 1.0 mm

Splice and patch box, mounting depth 225 mm, continuously depth-adjustable up to 55 mm; rear cable feed, cable entry possible from three different angles. The box has two levels, the lower level serves as storage for spare loose tubes, tray fixation in the side structure is ensured; the upper level serves as storage for spare pigtailed (1.3 m of fiber stored in the splice tray). Guaranteed bending radius ≥ 40 mm, fitted ready for splicing with pigtailed and adapters, inserted and tested, two splice trays with radius 40 mm, box continuously extendable up to 210 mm, at full extension it can be inclined 10° forwards. Optimum access to loose tubes, adapters and pigtailed, the tray can be fully detached from the box by release lever. Includes indelible laser trademark, fastening material, labeling strips and installation instructions.

Features:

- Dimensions: 43.6 x 482.6 x 225 mm
- Material: box, powder-coated sheet steel / front panel, plastic PC, fiber-glass reinforced
- Color: medium gray (NCS 2502-B, approximating RAL 7035)

Assembled with 24 x

SC-Duplex adapter singlemode in acc. with IEC 61754-4. Flangeless body and integrated quick-mounting clip. Zirconia (ceramic) alignment sleeve, blue plastic housing (singlemode) / UL 94 V-0, plastic dust covers. Adapter qualified in acc. with IEC 61753-1 for category U (uncontrolled environment).

Optical specifications:

- Delta insertion loss: ≤ 0.2 dB, testing method acc. to IEC 61300-3-4

Mechanical specifications:

- Mating cycles: min. 500
- Pull-out force: min. 70 N (per connector)

Assembled with 48 x

Pigtail with semi-tight buffer PA/PBT, $\varnothing 0.9$ mm, color in acc. with color code DIN/VDE 0888, singlemode G652.D $9/125 \mu\text{m}$ (OS1, OS2), length 2.5 m. Fitted with SC connector in acc. with IEC 61754-4. Zirconia (ceramic) ferrule with a PC polished endface geometry, connector tuned in accordance with IEC 61755-3-1 and qualified in acc. with IEC 61753-1 for category U (uncontrolled environment). Blue connector housing (singlemode), material PBT / UL 94 V-0, blue strain relief, material TPE / UL 94 V-0 and plastic dust cover.



Optical specifications (random mated):

Performance acc. to IEC 61753-1 (Table A.12):


- Insertion loss (IL) Grade C for 97% of the tested specimen: ≤ 0.50 dB / typical ≤ 0.25 dB
- Return loss (RL) Grade 2: ≥ 45 dB (typical ≥ 55 dB)



Mechanical specifications:

- Mating cycles: delta IL < 0.2 dB after 500 mating cycles
- Pull-out force fiber pigtail: ≥ 5 N

	Description	PU	Product No.
	Boot 90° R30	12 pcs	R505756
	Cable Guide UniRack2 / FibereasyRack2	1 pcs	R815251

	Description	PU	Product No.
	Patching Ring left / right, 35 mm, gray	1 pcs	R302004
	Patching Ring left / right, 75 mm, gray	1 pcs	R302005
	Patching Ring FOM left / right, 75 mm, gray	1 pcs	R304440
	21" 1U Adapter Kit UniRack	1 pcs	R305148
	Rear Cable Guide for 19" UniRack / Splice-, BreakoutBox	1 pcs	R302058
	Rear Cable Entry M20 for 19" UniRack / Splice, BreakoutBox	1 pcs	R302006
	Splice Holder R30/R40, splice protection 3M Fiberlok™	1 pcs	R30042

	Description	PU	Product No.
	Splice Protection ANT	15 pcs	R30086
	Heat Shrink Splice Protection 60 mm	12 pcs	R30087
	Heat Shrink Splice Protection 35 mm	12 pcs	R30087-35
	Splice Connector 3M Fiberlok™	6 pcs	R30089
	FO-Cleaning tool kit	1 pcs	R319903
	Cable Guide Kit NW 10	1 pcs	R30892
	Splice Holder R30/R40, 12x shrink splice protection	10 pcs	R320246

	Description	PU	Product No.
	Splice Holder R30/R40, 6x shrink splice protection	10 pcs	R30039-06
	Splice Holder R30/R40, splice protection ANT	10 pcs	R30255
	Cable Guide Kit NW 10	1 pcs	R30892_ODF