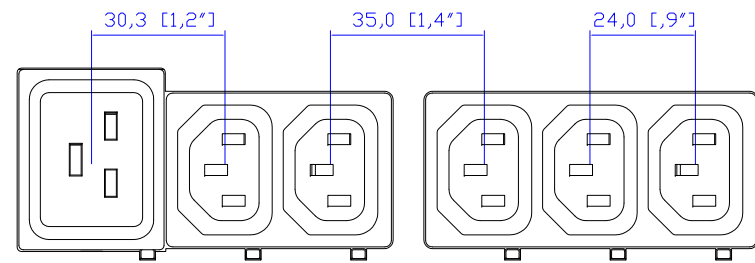
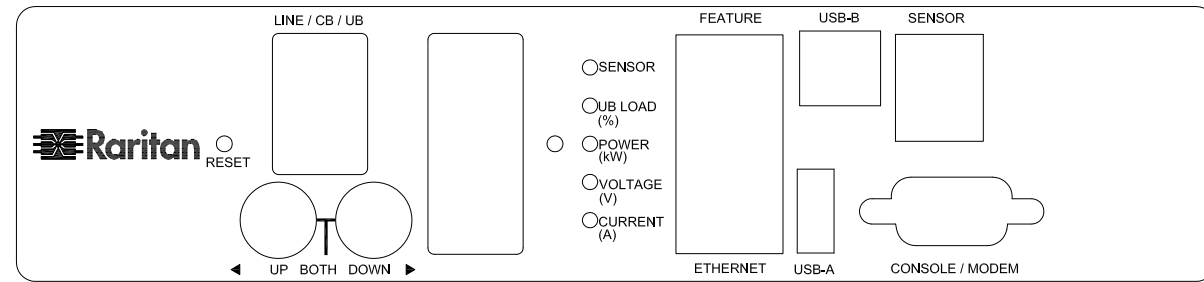


IEC60309 16A

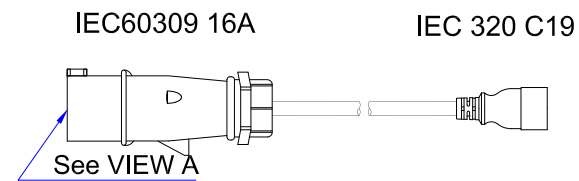
VIEW A



VIEW B

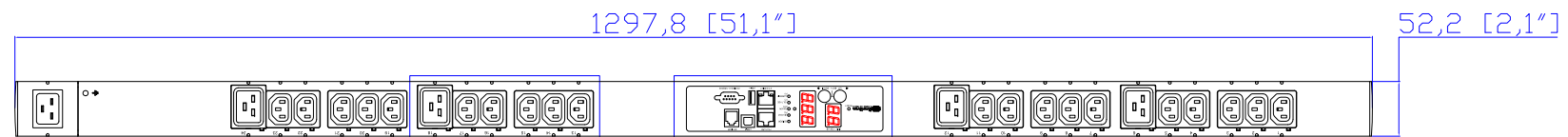


VIEW C



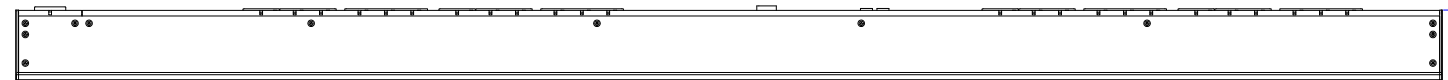
See VIEW A

IEC 320 C19

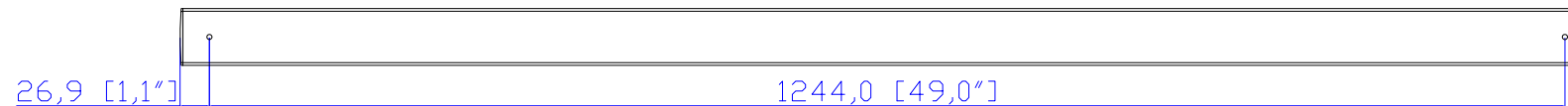


See VIEW B

See VIEW C



65,3 [2,6"]



26,9 [1,1"]

1244,0 [49,0"]

NOTES:
1.ALL DIMENSIONS ARE MILLIMETERS[INCHES].



DRAWN : EVA LIN Spe.06, 2014
ENGINEER: Kenny_C Spe.06, 2014
APPROVED: Tom_H Spe.06, 2014



DO NOT SCALE DRAWING

SHEET 1 OF 1

THIS DRAWING AND SPECIFICATIONS HEREIN ARE THE PROPERTY OF RARITAN, INC. AND SHALL NOT BE COPIED, REPRODUCED OR USED, IN WHOLE OR IN PART, AS THE BASIS FOR THE MANUFACTURE OR SALE OF ITEMS WITHOUT WRITTEN PERMISSION FROM RARITAN, INC. THIS DRAWING IS BASED UPON LATEST AVAILABLE INFORMATION AND IS SUBJECT TO CHANGE WITHOUT NOTICE.

TITLE: iPDU Zero U,
Single Phase, 16A/200V-240V,
Inlet Type: IEC60320 C20,
Plug Type: IEC60309 16A ,
Outlet Type: (20)IEC320 C13,(4)IEC320 C19

DWG NO.

MPX2-2488

REV.
A